

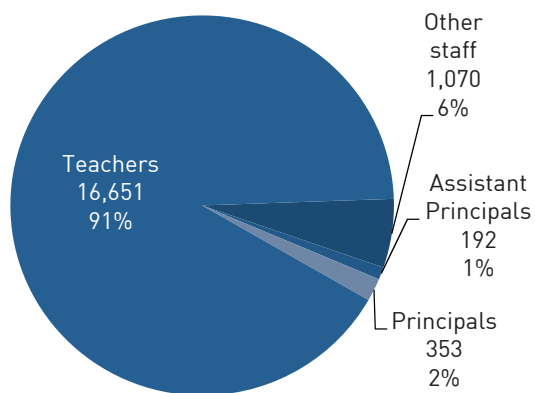


2016 TELL Oregon Survey Results

The TELL survey is a voluntary, anonymous, online survey taken by teachers and building level licensed administrators and staff.

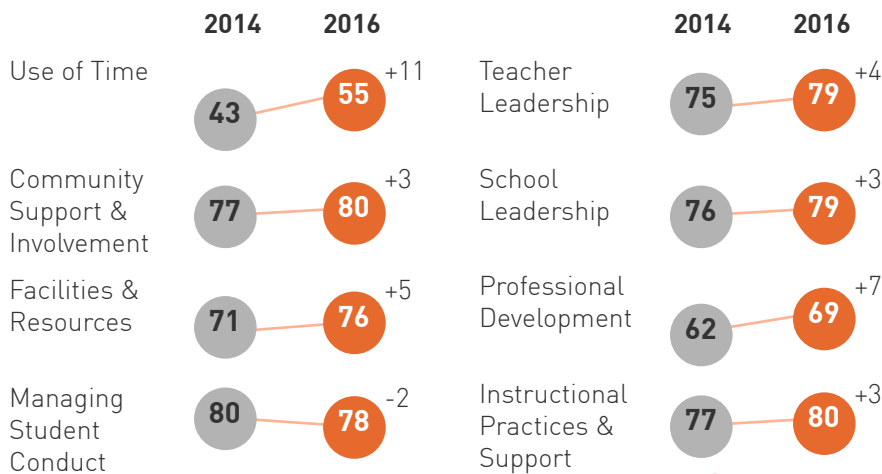
- The intent of the TELL Survey is to provide additional data on teaching and learning conditions that informs both school/district improvements and potential policies and investments at the State level.
- Administered by the New Teacher Center in 2014 and again in 2016, the TELL Oregon Survey examined perceptions regarding 8 constructs linked to educator retention and student achievement.

2016 Responses by Role



More than 18,000 total respondents received.

TELL Construct Averages, 2014 & 2016



KEY FINDINGS

- Teaching Conditions improved in 7 out of 8 TELL constructs compared to 2014.
- *Use of Time and Professional Development* are still the two biggest challenge areas, but these constructs also represent the two greatest gains compared to 2014 (up 11% and 7% respectively).
- Timeliness of state assessment data availability is a challenge.
- School leadership and Use of Time are the two teaching conditions that educators report influence their willingness to stay in a particular school.

THANK YOU TO THE 2016 TELL PARTNERS



DEPARTMENT OF EDUCATION



What is working?

What is not working?

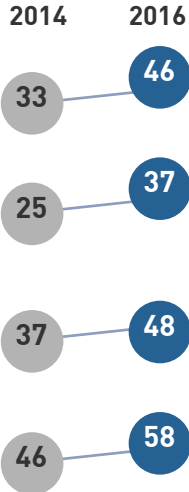
What would be ideal?

What are challenges to achieving the ideal?

How can we work together to overcome these challenges?

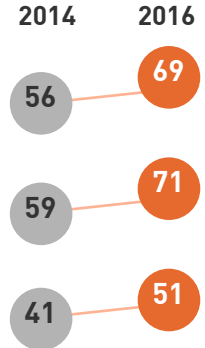
Use of Time

- Teachers have sufficient instructional time to meet the needs of all students.
- Class sizes are reasonable such that teachers have the time available to meet the needs of all students.
- The non-instructional time provided for teachers in my school is sufficient.
- Efforts are made to minimize the amount of routine paperwork teachers are required to do.



Professional Development

- An appropriate amount of time is provided for professional development.*
- Sufficient resources are available for professional development in my school.
- Professional development is differentiated to meet the needs of individual teachers.



*Item with greatest growth from 2014-2016



HOW ARE THE TELL DATA BEING USED?



- Educators in schools and districts are discussing the data and identifying strategies to improve local conditions.
- The Council on Educator Advancement is using the results to help develop recommendations for Governor Kate Brown that can help enhance teaching and learning conditions.
- The Oregon Department of Education is using the results when reviewing School Improvement Plans and to track impact of strategic investments.

MORE INFORMATION AVAILABLE AT THE TELL OREGON WEBSITE:

<http://www.telloregon.com>

- Review state, school and district results available for all sites that met participation threshold rates
- Download the OEA Guide to facilitate discussions at your school.



Guide for Organizing Around
TEACHING & LEARNING CONDITIONS
Using TELL Data to Improve Conditions for Students

Revised April 2016